



Consumer Behavior Report

Holiday Shopping Season Recap

PriceGrabber.com's

Holiday Shopping Season Recap

November 1 – December 14, 2009

☆ Designed to give media, industry analysts, consumers and retailers insight into online consumer behavior



Table of Contents

2009 Holiday Shopping Season.....	5
Deep Discounts & Promotions.....	14
Black Friday 2009.....	19
Cyber Monday 2009.....	23
What is PriceGrabber.com's CBR?.....	26
@PriceGrabber's Twitter Holiday Gift Giveaway....	27

PriceGrabber.com Holiday Spokespeople



Laura Conrad

Title: President

Expertise: Strategic direction of PriceGrabber.com as well as overseeing all growth and operations.



Sean Kane

Title: Vice President, Business Development and Media Sales

Expertise: Strategic partnerships with top tier portals and also oversees media sales.



Graham Jones

Title: Vice President, Merchant Accounts

Expertise: Global merchant strategy and managing existing merchant accounts.



Michelle Kane

Title: Public Relations Director

Expertise: Oversees strategic PR programming for global online, print and broadcast media exposure.

To schedule interviews, contact [Michelle Kane](#).

Holiday Press Contacts

For additional or custom data requests please contact:

Sara Rodriguez, Market Research Analyst
sara@pricegrabber.com
(323) 601.1282

For media inquiries or interviews please contact:

Michelle Kane, Public Relations Director
mkane@pricegrabber.com
(323) 601.1289

Lexie Puckett, Public Relations
lexie@pricegrabber.com
(323) 601.1223

Please let us know if you would like to*:

- Schedule a phone interview with PriceGrabber.com spokespeople
- Request a non-PDF report version
- Request raw survey data, product trends or pricing data

**All are complimentary*



PriceGrabber.com

2009 Holiday Shopping Season

(November 1 – December 14)



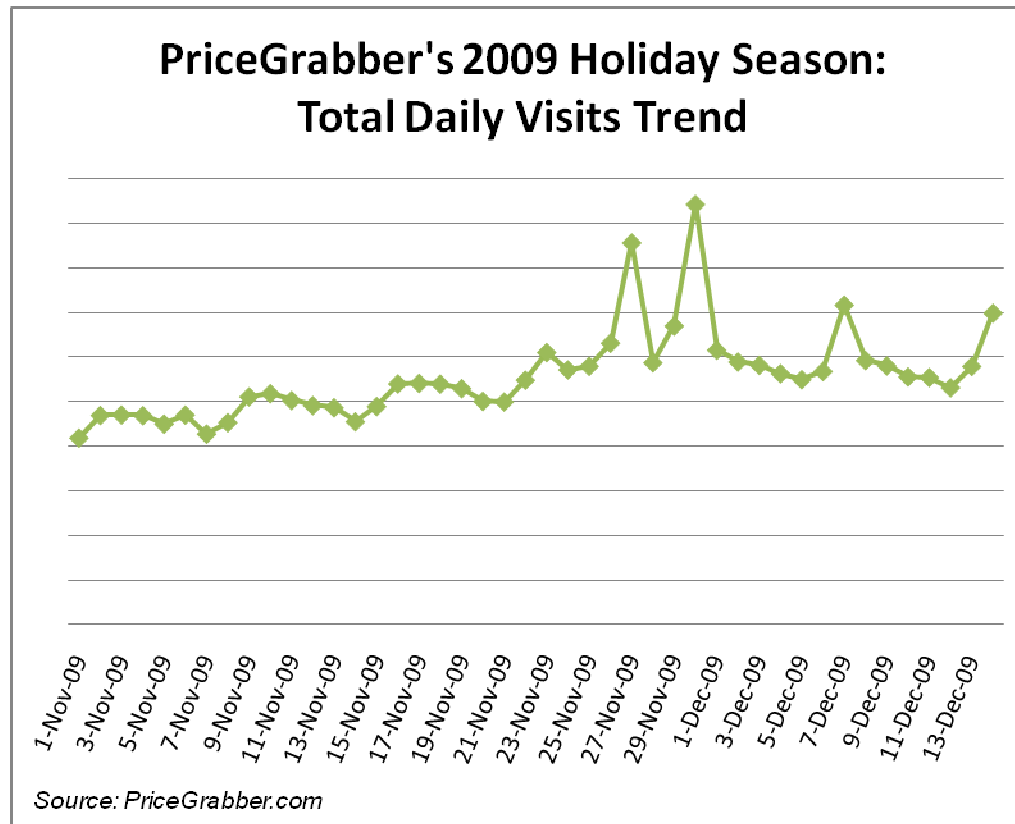
Comparison shopping is on the forefront of consumers' minds this holiday

PriceGrabber.com survey reveals...

70% of consumers said they will research and comparison shop to save money this holiday season as compared to only 38% of consumers last year.

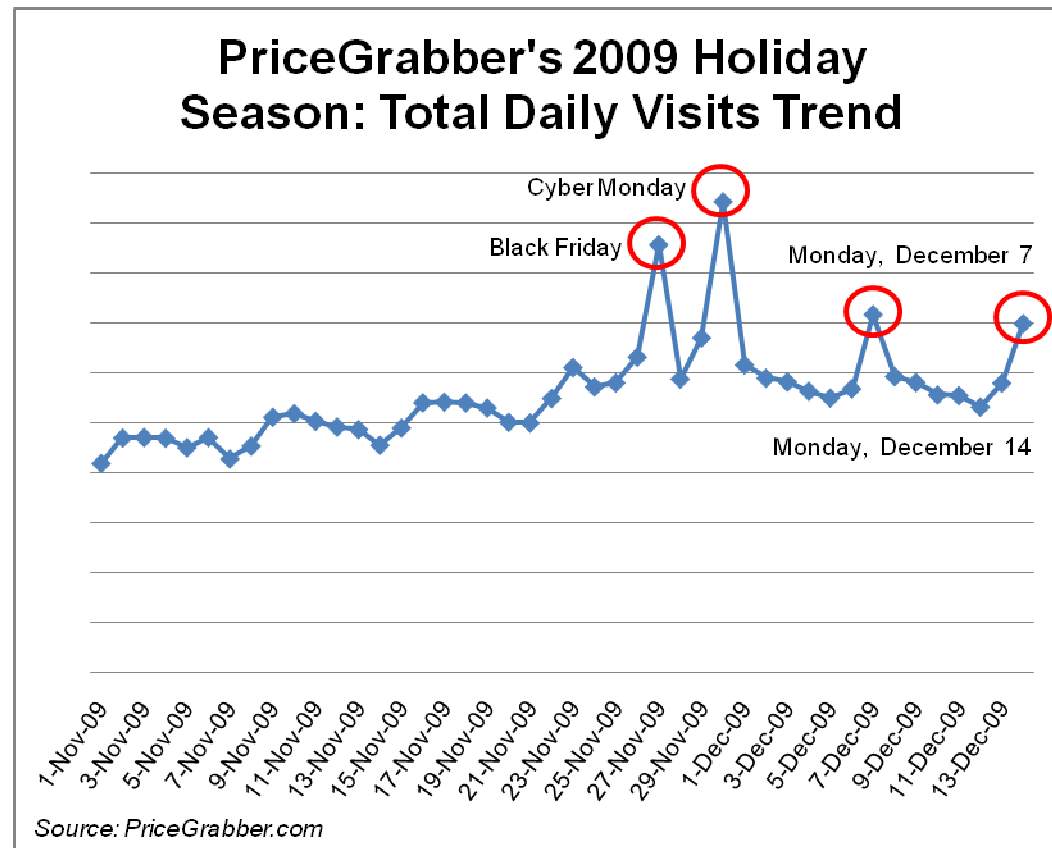
PriceGrabber.com facts reveal...

PriceGrabber Americas traffic for the holiday season to date (Nov. 1 – Dec. 14) remains up compared to last year.



Most Popular Days to shop online: Black Friday, Cyber Monday, 1st & 2nd Mondays in December

After Cyber Monday and before December 25th, the last big online shopping day for the past several years, has taken place on the 2nd Monday of December. This year that date is Monday, December 14th, the 4th most popular day to shop online.



Separating the impulse buys from the researched gifts

Research reveals just how much time and research consumers put into gift buying. The tables identify which purchases are more researched and those that consumers literally 'click and buy,' based on the amount of time consumers spent online researching the gift category.

Researched Gifts...

Top PriceGrabber.com Categories with Visitors Spending 10 - 30 Minutes	
1	Sofas & Accessories
2	Laptops
3	Beds
4	Desktops
5	SLR Lenses
6	Digital Picture Frames
7	Cell Phones
8	In-Wall/Ceiling Speakers
9	Home Theater Systems
10	Plasma & LCD TVs
11	Cooktops & Ranges
12	Blu-ray Players
13	Engagement Rings
14	Camcorders
15	Boats, Kayaks & Canoes
16	Cameras
17	Women's Skirts
18	Earrings
19	Women's Handbags
20	Men's Dress Shoes

Source: PriceGrabber.com

Impulse Buys...

Top PriceGrabber.com Categories with Visitors Spending Less than 1 Minute	
1	Litter Boxes
2	Mirrors
3	Bags & Cases
4	Hair Accessories
5	Bean Bags
6	Can Openers
7	Men's Slippers
8	Candy
9	Champagne & Sparkling Wine
10	Organizers, Planners & Accessories
11	Stuffed Animals & Plush Toys
12	Pens
13	Men's Hats
14	Christmas Tree Decorations
15	Picture Frames
16	Candles & Candlesticks
17	Massagers & Accessories
18	Electric Toothbrushes
19	TV/VCR/DVD Combo
20	Men's Long Johns & Thermals

Source: PriceGrabber.com

Hot Holiday Products & Searched Keywords

Top 25 products on PriceGrabber.com showing the greatest increase in the number of referrals to merchants from Nov. 1 to Dec. 14, 2009:

Rank	Top 25 PriceGrabber.com Most Searched for Products
1	Wii Console
2	Office 2007 Home and Student (Full Product, PC)
3	nuvi 255W Wide-Screen Automotive GPS
4	Digital Rebel XSI 12MP Black Digital SLR Camera w/ Kit
5	nuvi 265WT GPS
6	D90 SLR Digital Camera Kit
7	Apple 8GB iPod touch - Black
8	nuvi 765T GPS
9	Wii Fit
10	Office 2007 Professional (Academic)
11	iPod touch 16GB MP3 Player
12	Apple 32GB iPod touch - Black
13	Nikon D90 DX 12.3MP Digital SLR Camera (Body Only)
14	iPod nano 3rd Generation 4GB MP3 Player - Silver
15	Pulse Pro 5-Piece Shell Pack
16	Xbox 360 Premium System
17	XL-5200 HDTV Replacement Lamp (light bulb)
18	Canon EOS Rebel XS Black SLR Digital Camera Kit
19	Remote Controller (Wii)
20	nuvi 755T GPS
21	Nintendo DS Limited Edition Pokemon Pack
22	Farouk CHI 1 Inch Ceramic Ionic Flat Iron Hair Straightener
23	Xbox 360 Elite System
24	T260HD Black 25.5" Widescreen LCD Monitor
25	DVD-LS850 Portable 8.5" DVD Player

Source: PriceGrabber.com

Top 25 most frequently searched keywords on PriceGrabber.com from Nov. 1 to Dec. 14, 2009:

Rank	Top 25 PriceGrabber.com Search Keywords
1	dinnerware
2	drum sets cheap
3	zhu zhu pets
4	audio technica at3600l
5	cheap kayak
6	lcd tvs cheap
7	cheap tires
8	discount dinnerware
9	fish aquariums for sale
10	discount furniture
11	fish aquariums
12	lace front wigs
13	zhu zhu
14	duvet cover
15	microsoft upgrade 7
16	home depot
17	corelle dinnerware
18	furniture living room
19	cheap furniture
20	zhu zhu hamsters
21	pasta bowls
22	travel systems stroller
23	dvd player portable cheap
24	crocs
25	tv lcd 32

Source: PriceGrabber.com

Holiday Season Categories Trends

Top 20 categories on PriceGrabber.com showing the greatest increase in the number of visits year-over-year from Nov. 1 to Dec. 16, 2009 as compared to Nov. 1 to Dec. 16, 2008:

Tough economic climate. With people holding on to cars longer, they're researching ways to extend the life of what they are driving now. Tires are up tremendously (104%) as our catalog has expanded.

Boots are here to stay. While Women's Boots fall in popularity (-9%) Men's Boots pick up (19%).

Consumers get the most out of their purchase. HDTVs fell off the year-over-year top products list, but HDTV replacement lamps show a 33% increase over last year.

Practical spending for the home. Large home appliances such as flooring (79%), washers (17%), refrigerators (15%), cooktops & ranges (11%) and bedding (37%) are seeing increases in traffic as consumers are researching aging appliances now that they are home more.

Rank	Top Categories	% Change
1	Tires	104%
2	Windows Software (Family)	51%
3	Changing Tables	533%
4	Art Posters	870%
5	Flooring	79%
6	Firewall & Security Devices	202%
7	Men's Boots	19%
8	Industry Supply Miscellaneous	152%
9	Washers	17%
10	Refrigerators	15%
11	Men's T-Shirt & Tank Tops	28%
12	Christmas Decorations & Figurines	43%
13	Men's Hats	31%
14	HDTV Replacement Lamps	33%
15	Security Software	27%
16	Bedding	37%
17	Truck & SUV	40%
18	Women's Sweatshirts & Hoodies	35%
19	Hardware	26%
20	Cooktops & Ranges	11%

Source: PriceGrabber.com

Experian Hitwise Hottest Toy: Zhu Zhu Pets



Experian Hitwise's top 20 search terms for the industry 'Shopping and Classifieds – Toys and Hobbies' ranked by week-over-week (left) and year-over-year (right):

WoW FMST - Toys & Hobbies

The following report shows **search terms** for the industry 'Shopping and Classifieds - Toys and Hobbies', ranked by **largest increase** for the **week ending 12/05/2009**, compared with the **week ending 11/28/2009**. (Filters applied)

Rank	Search Term	Volume	Change
1.	zhu zhu pets	0.36%	0.28% ▲
2.	american girl	0.62%	0.18% ▲
3.	americangirl.com	0.12%	0.06% ▲
4.	pillow pets	0.06%	0.06% ▲
5.	hello kitty	0.10%	0.05% ▲
6.	american girl dolls	0.16%	0.05% ▲
7.	american girl doll	0.21%	0.04% ▲
8.	mindflex	0.08%	0.04% ▲
9.	buildabear.com	0.07%	0.04% ▲
10.	www barbie.com	0.04%	0.04% ▲
11.	leapfrog	0.14%	0.04% ▲
12.	zhu zhu hamster	0.06%	0.04% ▲
13.	zhu zhu pet	0.04%	0.04% ▲
14.	fisher price little people	0.04%	0.04% ▲
15.	remote control helicopter	0.05%	0.04% ▲
16.	zhuzhupets.com	0.04%	0.04% ▲
17.	dolls	0.03%	0.03% ▲
18.	telescopes	0.06%	0.03% ▲
19.	rc cars	0.03%	0.03% ▲
20.	stuffed animals	0.06%	0.03% ▲

YoY FMST - Toys & Hobbies

The following report shows **search terms** for the industry 'Shopping and Classifieds - Toys and Hobbies', ranked by **largest increase** for the **week ending 12/05/2009**, compared with the **week ending 12/06/2008**. (Filters applied)

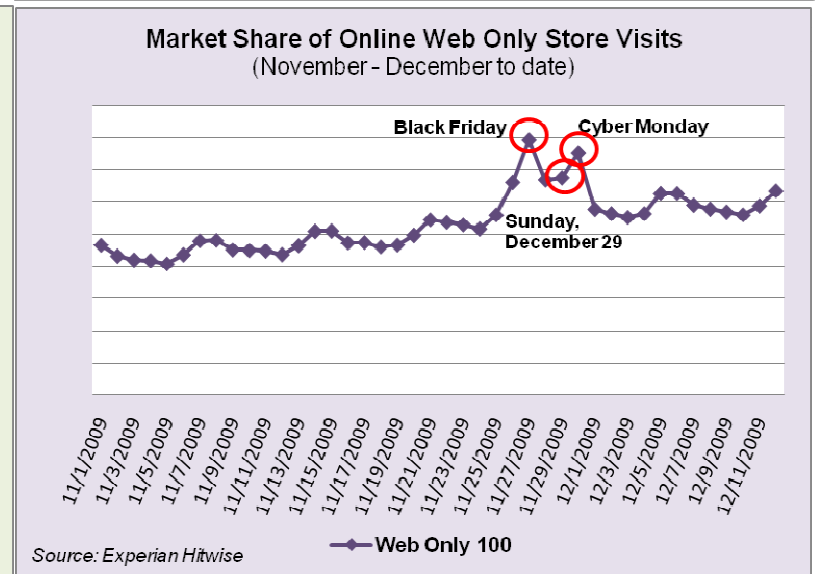
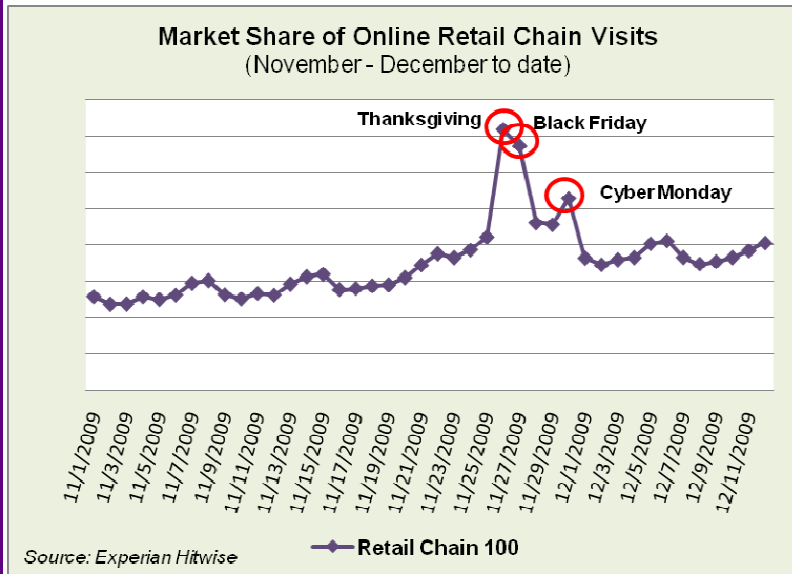
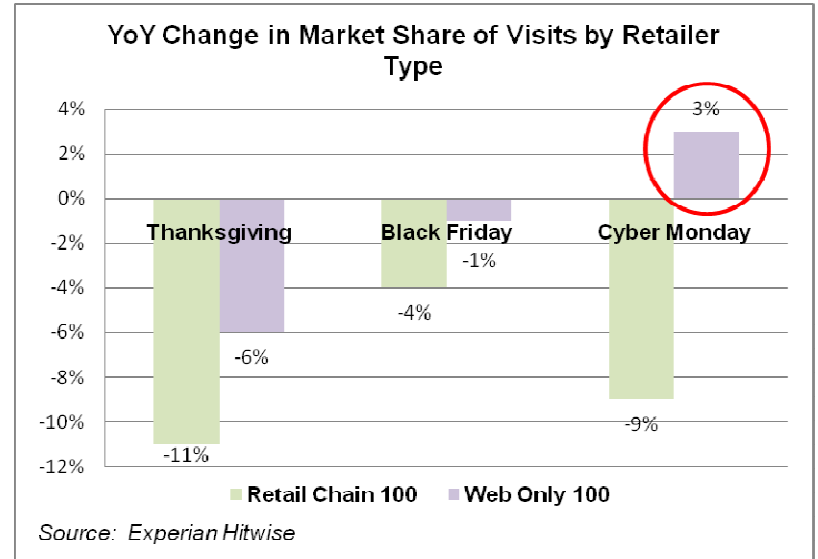
Rank	Search Term	Volume	Change
1.	zhu zhu pets	0.36%	0.36% ▲
2.	lego	0.70%	0.31% ▲
3.	american girl	0.62%	0.30% ▲
4.	barbie	0.40%	0.17% ▲
5.	hot wheels	0.21%	0.16% ▲
6.	barbie games	0.12%	0.12% ▲
7.	ddm racing	0.10%	0.10% ▲
8.	disney	0.10%	0.10% ▲
9.	build a bear	0.35%	0.10% ▲
10.	american girl doll	0.21%	0.08% ▲
11.	mindflex	0.08%	0.08% ▲
12.	americangirl.com	0.12%	0.07% ▲
13.	hot wheels games	0.07%	0.07% ▲
14.	wii games	0.06%	0.06% ▲
15.	lego games	0.15%	0.06% ▲
16.	stuffed animals	0.06%	0.06% ▲
17.	pillow pets	0.06%	0.06% ▲
18.	bakugan.com	0.06%	0.06% ▲
19.	zhu zhu	0.06%	0.06% ▲
20.	zhu zhu hamster	0.06%	0.06% ▲



Source: Experian Hitwise

Experian Hitwise Online Shopping Traffic: Retail Vs. Web Only Stores

According to online visit trends from Experian Hitwise, the top 100 Web only retailers experienced the smallest decline in visits on Thanksgiving and Black Friday, with a small increase of **3% on Cyber Monday**. Visits to the top 100 Retail Chain stores (aka brick and mortar retailers) were essentially flat on Black Friday, aided by shoppers turning to their websites before and after hitting the stores to find sale and out of stock products (*right*). Thanksgiving is the peak day for Internet visits to retail websites, followed by Black Friday as consumers take advantage of the holiday to research the Black Friday sales online and shop when many of the stores are closed (*bottom, left*). Black Friday is the peak day for Internet visits to Web only stores, followed by Cyber Monday as consumers search for aggressive deals and promotions.

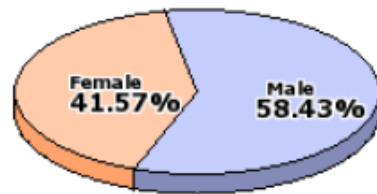


Experian Hitwise: PriceGrabber.com Holiday Demographics

Demographic Summary- Pricegrabber

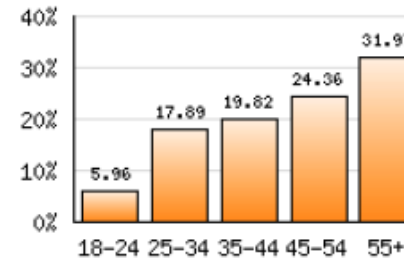
The following charts show a summary of the demographic profile of visitors to the 'PriceGrabber.com' website.

What gender are this website's users?
(Traffic Share by Gender)



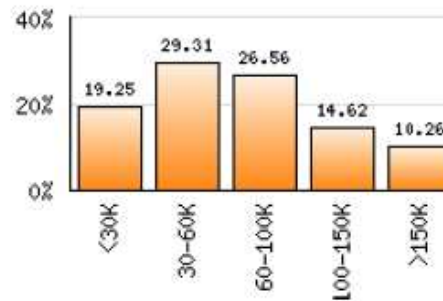
The above chart is based on data for the 4 week period ending 12/12/2009.

How old are this website's users?
(Traffic Share by Age Group)



The above chart is based on data for the 4 week period ending 12/12/2009.

How much do households visiting this website earn?
(Traffic Share by Income Bracket)



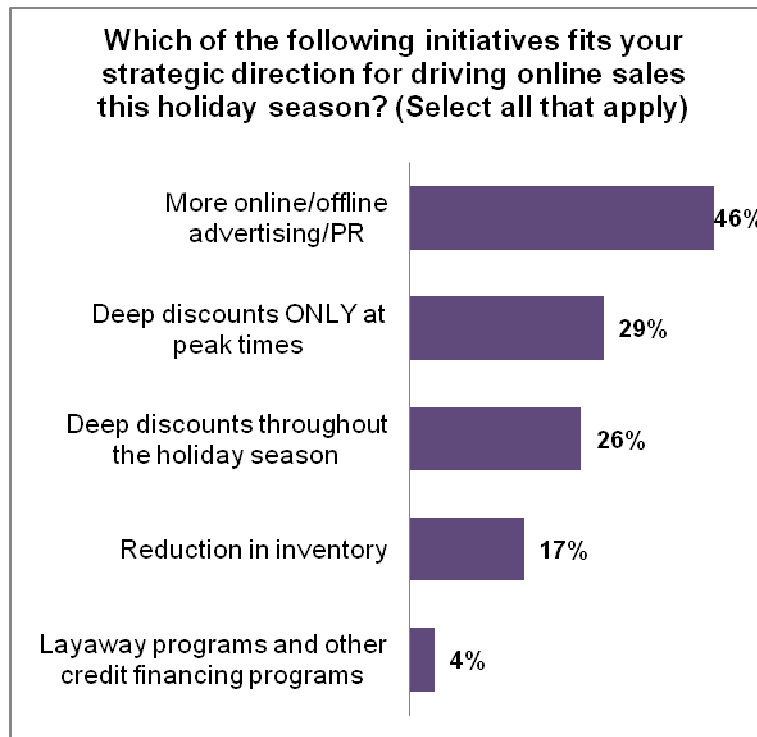


PriceGrabber.com

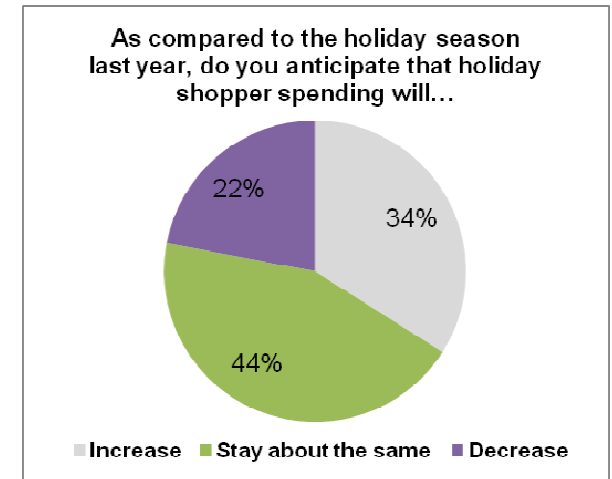
Deep Discounts & Promotions

PriceGrabber.com Retailers in the Forrester Research November Retail Executive Survey reveals...

- **More than 1/3 of online retailers remain optimistic as they anticipate that holiday shoppers' spending will increase...**



Source: Forrester Research Q4 2009 US Retail Executive Online Survey (n=291 retailers)



- **3 in 5 retailers will offer more incentives and promotions this holiday season**
- **1 in 4 retailers will offer deep discounts throughout the holiday season**
- **29% of retailers will offer deep discounts ONLY at peak times, e.g., Black Friday, Cyber Monday, last days leading up to the holidays**
- **17% of retailers plan to reduce inventory to ensure they are not left with stock after the holidays**

Deep Discounts for Non-Tech Items



Deep Online Non-Tech Discounts Continue Throughout the Holiday Season...

PriceGrabber.com Categories:	Wednesday, November 25	Monday, December 7	Discount (% OFF)	PriceGrabber.com Categories:	Wednesday, November 25	Monday, December 7	Discount (% OFF)
For Him...				For Babies...			
DJ CD Players	\$132	\$416	68% OFF	Play Centers & Walker	\$69	\$185	63% OFF
Mechanics Tools	\$186	\$318	42% OFF	Playgrounds	\$303	\$505	40% OFF
Fishing Rods	\$106	\$161	34% OFF	Changing Tables	\$61	\$94	35% OFF
Electric Shavers & Trimmer	\$40	\$50	20% OFF	Baby Carriers	\$55	\$83	34% OFF
Cordless Power Tools	\$194	\$231	16% OFF	Monitors	\$103	\$135	24% OFF
For Her...				Other holiday Gift Ideas...			
Brooches and Pins	\$91	\$453	80% OFF	Figurines	\$80	\$187	57% OFF
Jewelry Sets	\$92	\$197	53% OFF	Bath & Body Gift Sets	\$37	\$66	44% OFF
Rings	\$502	\$738	32% OFF	Champagne & Sparkling Win	\$64	\$88	28% OFF
Handbags	\$148	\$188	21% OFF	Red Wine	\$44	\$58	24% OFF
Hair Tools	\$34	\$39	14% OFF	Games & Puzzles	\$37	\$49	24% OFF
For Kids...				Picture Frames	\$44	\$53	18% OFF
Outdoor Toys	\$119	\$207	43% OFF	Pajamas & Robes	\$31	\$36	14% OFF
Scooters	\$134	\$201	33% OFF	Bracelets	\$320	\$368	13% OFF
Skateboards	\$56	\$82	32% OFF	Candles & Candlesticks	\$34	\$39	12% OFF
Bicycles	\$346	\$500	31% OFF	Wallets	\$64	\$71	11% OFF
Bean Bag Chairs	\$62	\$75	17% OFF	Hat, Coat, Shoe & Tie Racks	\$124	\$138	10% OFF

Source: PriceGrabber.com

Deep Discounts for Tech Items



Deep Online Tech Discounts Fluctuate Throughout the Holiday Season...

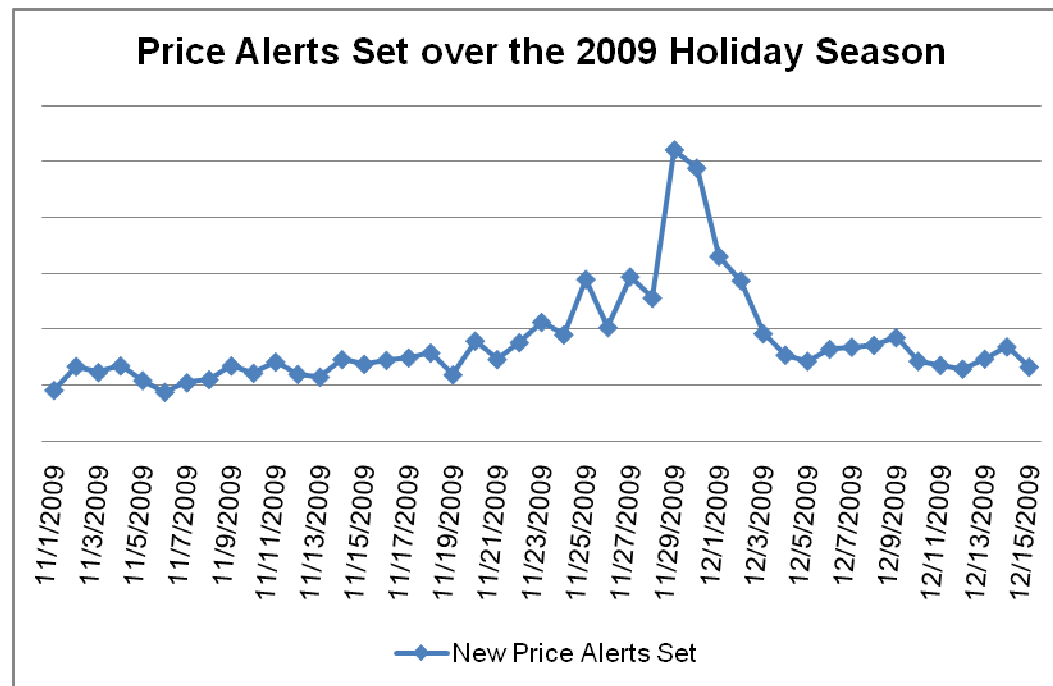
<i>PriceGrabber.com Categories:</i>	<i>Wednesday, November 25</i>	<i>Monday, December 7</i>	<i>Monday, December 14</i>	<i>Discount (% OFF) (Nov. 25 - Dec. 7)</i>	<i>Discount (% OFF) (Nov. 25 - Dec. 14)</i>
Headphones	\$98	\$77	\$83	22% OFF	16% OFF
DVD Players	\$68	\$54	\$59	21% OFF	13% OFF
Digital Cameras	\$557	\$458	\$492	18% OFF	12% OFF
Camcorders	\$582	\$493	\$496	15% OFF	15% OFF
Blu-ray Disc Players	\$197	\$167	\$167	15% OFF	15% OFF
Hard Drives	\$149	\$133	\$159	11% OFF	Up 6%
Printers	\$350	\$313	\$288	11% OFF	18% OFF
Flat Panels/LCD Screens	\$275	\$250	\$232	9% OFF	16% OFF
MP3 Players	\$94	\$86	\$100	9% OFF	Up 7%
Desktops	\$729	\$672	\$605	8% OFF	17% OFF
Laptops	\$589	\$553	\$498	6% OFF	16% OFF
Home Theater Systems	\$434	\$412	\$438	5% OFF	Up 1%
GPS Devices	\$173	\$165	\$159	5% OFF	8% OFF

Source: PriceGrabber.com

Consumers Set Price Alerts for Deep Discounts

Sunday (11/29) and Cyber Monday (11/30) were the most popular days to set a price alert.

- On Sunday (11/29) the number of new price alerts set jumped 195% compared to the previous Sunday (11/22)
- On Cyber Monday (11/30) the number of new price alerts set jumped 129% compared to the previous Monday (11/23)



Black Friday 2009

Black Friday Hot Products



Top products...

GPS are 5 of the 20 most popular products. The average price for GPS products has dropped from \$208 to \$167, a 20% decrease.

iPod touch and GPS go head-to-head. iPod touch players are 5 of the 20 most popular products.

Shoppers are looking for smaller giftable electronics this year (GPS, iPods, Smartphones) as compared to HDTVs last Black Friday. Last year 7 of the 20 products were HDTVs, this year there is no sign of them.

Portable video game consoles (e.g., Nintendo DSi) make the top products list twice.



PriceGrabber.com's Most Searched for Products

- Wii Console
- nuvi 265WT GPS
- Apple 8GB iPod touch - Black (New)
- D90 SLR Digital Camera Kit
- Digital Rebel XSI 12MP Black Digital SLR Camera w/ Kit
- nuvi 765T GPS
- Wii Fit
- iPod touch 8GB MP3 Player
- nuvi 255W Wide-Screen Automotive GPS
- iPod touch 16GB MP3 Player
- Nintendo DS Limited Edition Pokemon Pack
- Office 2007 Home and Student (Full Product, PC)
- Apple 32GB iPod touch - Black (New)
- DS Lite Game System - Cobalt/Black
- nuvi 755T GPS
- nuvi 205W GPS
- 500GB 2.5" USB Hard Drive - Red
- Apple 16GB iPod touch - Black (New)
- Panasonic DECT 6.0 Expandable Digital Cordless Phone
- nuvi 255 GPS

Source: PriceGrabber.com

Black Friday Shopping Key Takeaways

Category Growth Trends...

Cell phones make the list this year – up 26% as compared to last Black Friday. A number of web-enabled Smartphones will launch in time for the holiday (e.g., Droid, Samsung Omnia II).

Boots are here to stay. While Women’s Boots fall in popularity (-13%) Men’s Boots pick up (18%).

Consumers get the most out of their purchase. HDTVs fell off the year-over-year top products list, but HDTV replacement lamps show a 48% increase over last year and average price has dropped from \$222 to \$145, a 35% decrease.

Tough economic climate. With people holding on to cars longer, they're researching ways to extend the life of what they are driving now. Tires are up tremendously (118%) as our catalog has expanded.

Practical spending for the home. Large home appliances such as freezers (104%), washers (50%), dryers (33%), refrigerators (30%), cooktops & ranges (23%) and dishwashers (21%) are seeing increases in traffic as consumers are researching aging appliances now that they are home more.

Categories Ranked by Growth in Year-over-Year Traffic	% Change
Laptops	17%
Tires	118%
Washers	50%
Refrigerators	30%
Cell Phones	26%
Nintendo DS Consoles & Accessories	15%
PlayStation 3 Consoles & Accessories	12%
Microwave Ovens	21%
Cooktops & Ranges	23%
Dishwashers	21%
Desktops	7%
Windows (Family)	17%
Washer/Dryer Combos	70%
Dryers	33%
Freezers	104%
Men's Boots	18%
Replacement Lamps	48%
Swings & Bouncers	58%
Drum Kits	12%
Coffee Makers & Grinders	6%
PlayStation 3 Games	9%

Source: PriceGrabber.com

2007-2009 Discounts on Black Friday

Black Friday Deals 2007 - 2009				
PriceGrabber.com Categories:	Average Price '07	Average Price '08	Average Price '09	2007 Vs. 2009 Discount % OFF
Plasma & LCD TVs	\$1,534	\$1,296	\$963	37% OFF
Laptops	\$895	\$696	\$464	48% OFF
MP3 Players	\$133	\$132	\$88	34% OFF
GPS	\$292	\$208	\$167	43% OFF
Hard Drives	\$156	\$142	\$112	28% OFF
Camcorders	\$546	\$534	\$477	13% OFF
Printers	\$318	\$213	\$222	30% OFF
Blu-ray Players	\$417	\$219	\$149	64% OFF
Desktops	\$785	\$732	\$658	16% OFF
Flat Panels/LCD Screens	\$395	\$302	\$220	44% OFF
Home Theater Systems	\$424	\$426	\$411	3% OFF
DVD Players	\$128	\$87	\$55	57% OFF
Cell Phones	\$335	\$141	\$175	48% OFF
Headphones	\$108	\$67	\$88	19% OFF

Source: PriceGrabber.com



Cyber Monday 2009



Deep Discounts on Cyber Monday

A number of electronics categories, such as cell phones, Blu-ray players and flat panels/LCD computer screens, and smaller giftable categories, such as gift sets, red wine and cookware, showed significant decreases in average pricing year-over-year (right).

Cyber Monday compared to the start of the Thanksgiving weekend, Wednesday, November 25th shows an aggressive cut in average pricing for a number of electronics categories (below).

PriceGrabber.com Discounted Electronics Categories:	Wednesday (11/25) Vs. Cyber Monday
Printers	32% OFF
Hard Drives	28% OFF
DVD Players	27% OFF
Cell Phones	26% OFF
Flat Panels/LCD Screens	26% OFF
Blu-ray Players	20% OFF
Cameras	19% OFF
Laptops	19% OFF
Camcorders	15% OFF
GPS	14% OFF
Desktops	12% OFF
Plasma & LCD TVs	9% OFF
Home Theater Systems	4% OFF

Source: PriceGrabber.com

PriceGrabber.com Discounted Categories: Electronics	2009 Avg Price	2008 Avg Price	Discount %OFF
MP3 Players	\$70	\$119	-41%
DVD Players	\$54	\$91	-41%
Blu-ray Players	\$149	\$235	-37%
Replacement Lamps	\$139	\$213	-35%
Flat Panels/LCD Screens	\$221	\$311	-29%
Laptops	\$499	\$692	-28%
Digital Video Recorders (DVRs)	\$177	\$240	-26%
GPS	\$165	\$216	-24%
Digital Picture Frames	\$73	\$95	-23%
Electronics	\$43	\$54	-20%
Plasma & LCD TVs	\$1,058	\$1,276	-17%
Printers	\$216	\$259	-17%
Camcorders	\$460	\$515	-11%
Cell Phones	\$159	\$175	-9%
Other			
Bath & Body Gift Sets	\$15	\$45	-67%
Red Wine	\$30	\$85	-65%
Cookware & Tableware	\$86	\$137	-37%
Heart Rate Monitors	\$94	\$127	-26%
Gloves	\$66	\$78	-15%
Coffee & Espresso Makers	\$96	\$105	-9%

Source: PriceGrabber.com

2007-2009 Deep Discounts on Cyber Monday

Cyber Monday Deals 2007 - 2009				
PriceGrabber.com Categories:	Average Price '07	Average Price '08	Average Price '09	2007 Vs. 2009 Discount % OFF
Plasma & LCD TVs	\$1,565	\$1,241	\$948	39% OFF
Laptops	\$917	\$654	\$463	49% OFF
MP3 Players	\$127	\$155	\$111	13% OFF
GPS	\$273	\$196	\$152	44% OFF
Hard Drives	\$140	\$125	\$118	15% OFF
Camcorders	\$565	\$500	\$389	31% OFF
Printers	\$282	\$231	\$228	19% OFF
Blu-ray Players	\$317	\$224	\$163	49% OFF
Desktops	\$810	\$643	\$582	28% OFF
Flat Panels/LCD Screens	\$376	\$267	\$231	39% OFF
Home Theater Systems	\$478	\$431	\$379	21% OFF
DVD Players	\$129	\$81	\$59	54% OFF
Cell Phones	\$374	\$119	\$117	69% OFF
Headphones	\$112	\$80	\$77	31% OFF

Source: PriceGrabber.com



What is PriceGrabber.com's Consumer Behavior Report?

PriceGrabber.com®, a part of Experian, is a leader in comparison shopping and a resource for up-to-date trends and product information. The Consumer Behavior Report is designed to give media, industry analysts, consumers and retailers insight into online shopping trends, purchasing behavior, product pricing and market share. Each month, a different topic will be the focus of the complimentary report.

Past reports are located at:

http://www.pricegrabber.com/about.php/about=press/sub_opt=15

PriceGrabber.com has 23 million unique shoppers per month and up-to-date daily pricing on millions of products supplied by 12,000 merchants and sellers.

About Us: <http://www.pricegrabber.com/about.php>

Disclaimer: These slides and their content may not be reproduced, distributed or published by any person for any purpose without sourcing [PriceGrabber.com](http://www.pricegrabber.com) (hyperlinked) appropriately.

@PriceGrabber's Twitter Holiday Gift Giveaway!!

The contest landing page can be found here: http://www.pricegrabber.com/2009_holiday_giveaway.php

Holiday Gift Giveaway 2009!

PriceGrabber's Holiday Giveaway leading up to the Big Countdown, "The Final 7 Online Shopping Days this Holiday Season," starts on December 17th and runs through December 23rd.

We're giving away thousands of dollars worth of the hottest tech products!

How can you win? Simply follow us on Twitter at @PriceGrabber and watch for our trivia tweets. We'll tweet 3 clues a day to help lead you to the answer hidden somewhere on PriceGrabber.com. The first person to @ reply the correct answer wins that day's fabulous holiday gift.



"Last 7 Days of Online Shopping, PriceGrabber.com gave away..."

Day 1



Sony BluRay Player

Day 2



Garmin Nuvi

Day 3



iPod Touch

Day 4



Canon Powershot

Day 5



Sony PS3

Day 6



Acer Notebook

Day 7



Nintendo Wii

Here's How it Works!

Step One

Click [this](#) link to follow us on [twitter](#)

Step Two

Check for our tweets starting December 17th. Every day we will tweet out 3 hints to the "Tweet Trivia" of the day. Tweets go out at 8 AM PST, 1 PM PST, and 6 PM PST.

Step Three

Go to PriceGrabber.com to find your answer and @ reply PriceGrabber with the correct answer. Response must be worded in the following exact format:

"Hey @PriceGrabber my answer to the #PGgiveaway09 is _____"

First person to answer correctly after the third and final daily hint has been tweeted will win that day's prize! It's that simple!

Sign up for PriceGrabber.com's Deal Newsletter